

## Row Six Pine Tree Blocks

You'll need the following to create 12 Pine Trees:

Background

2" squares – 72

2 1/2" squares – 24

1 1/2" x 3" rectangles – 24

Dark - I used the dark brown from the sashings (trunk)

1 1/2" squares - 12

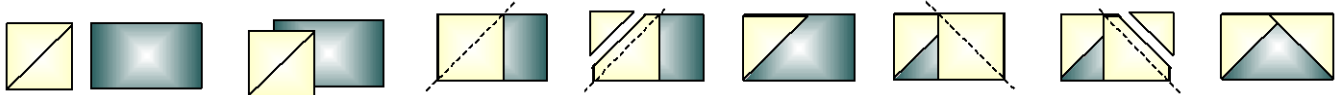
Scrappy - (I am using 6 colors)

2" x 3 1/2" rectangles - 12 (2 from each color)

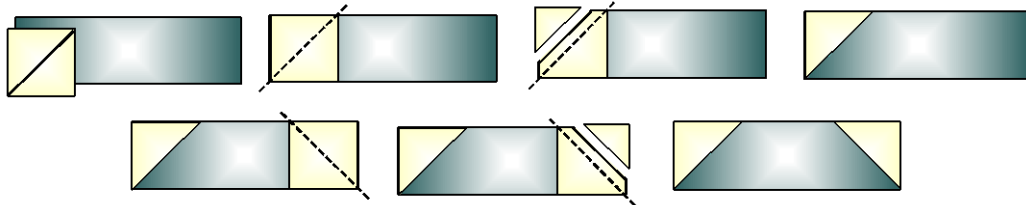
2 1/2" x 6 1/2" rectangles - 12 (2 from each color)

2" x 6 1/2" rectangles - 12 (2 from each color)

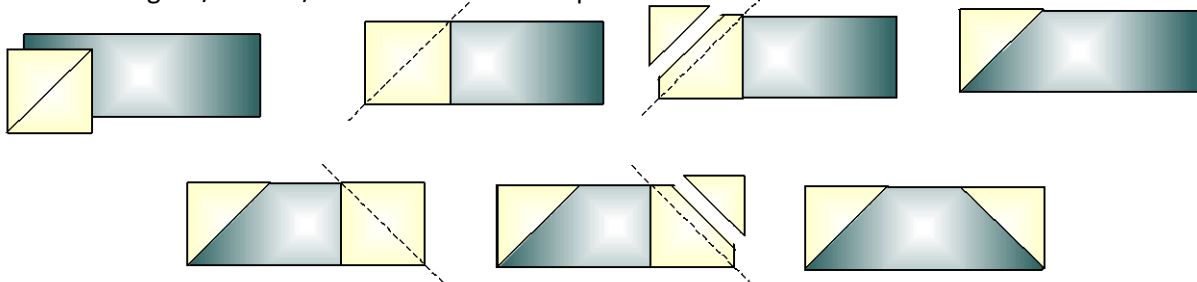
Draw a diagonal line on the wrong side of 48 Background squares (2"). Set aside 24 of them until the next step. Layer a Background square on the 2" x 3 1/2" Scrappy rectangle, right sides together. Sew on the diagonal line. Trim 1/4" from the diagonal line toward the outside corner, as shown in the diagram. Press seam allowance toward the background color. Repeat on the other corner as shown. Create 12 Flying geese units measuring 2" x 3 1/2".



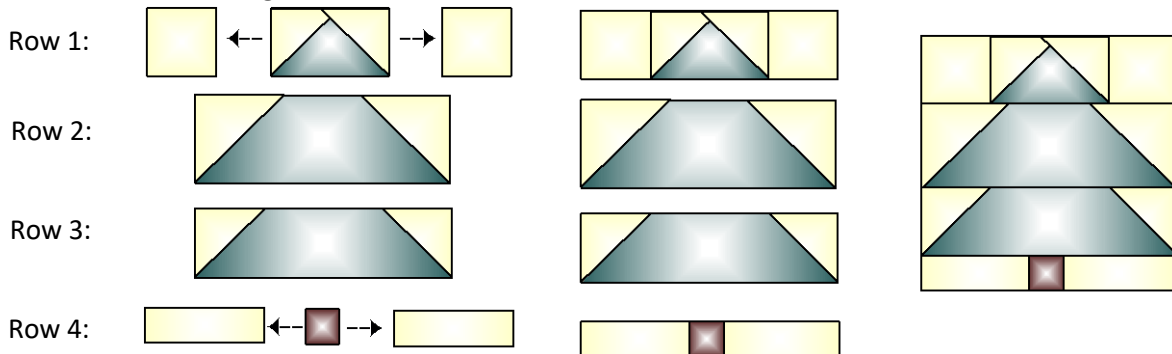
Layer the remaining Background square on the 2" x 6 1/2" Scrappy rectangle, right sides together. Sew on the diagonal line. Trim 1/4" from the diagonal line toward the outside corner, as shown in the diagram. Press seam allowance toward the background color. Repeat on the other corner as shown. Create 12 units measuring 2" x 6 1/2". This is the bottom part of the tree, right above the trunk.



Draw a diagonal line on the wrong side of the 2 1/2" Background squares. Layer a Background square on the 2 1/2" x 6 1/2" Scrappy rectangle, right sides together. Sew on the diagonal line. Trim 1/4" from the diagonal line toward the outside corner, as shown in the diagram. Press seam allowance toward the background color. Repeat on the other corner as shown. Create 12 units measuring 2 1/2" x 6 1/2". This is the middle part of the pine tree.



Sew the units together to create block rows. The rows should measure 6 1/2" long. Press the seam allowance in the direction of the arrows. Sew the rows together to create the block. Press the seam allowance to the side. Create 12 Pine Tree blocks measuring 6 1/2".



Sew your blocks together to create your 6th row measuring 6 1/2" x 72 1/2"

