

Step Eleven: Block 5

You'll need the following:




Medium Light:

5 1/2" squares - 4



Medium Dark:



5 1/2" squares - 4




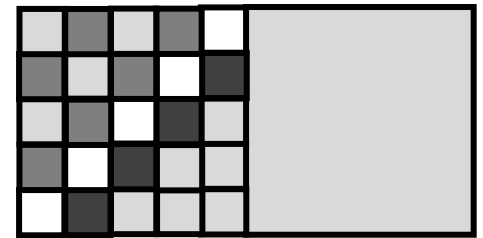


25P - 8

Using the diagram below, sew the units into rows. **Pay close attention to the orientation of the units**, otherwise you will lose the emerging pattern. Press the seam allowance in the direction of the arrow. Each row should measure 2 1/2" x 10 1/2". Sew the rows together. Press the seam allowance in the direction of the arrows.

Row 1



Row 2



Create 4 blocks measuring 10 1/2".
Label them Block #5.